

User guide

1. Ensure that the correct bur is selected (shape, size and grit type) according to the preparation being carried out.
2. Ensure that all handpieces, high speed and contra-angles, are in perfect working order.
3. Ensure that the bur's shank is fully inserted and adequately gripped by the handpiece.
4. Ensure that you have selected the correct speed to ensure optimum performance and strictly observe the recommended speed constraints as shown below. Only apply the diamond grit to the surface, once the recommended operational speed has been reached.
5. Ensure that preparation work is carried out without exerting excess pressure. The recommended contact pressure range is 0.3-2N. Excess pressure will adversely affect the outcome of your preparation.
6. Ensure that you use an adequate supply of water in order to prevent damaging the tooth structure, pulp and any adjacent fillings. To achieve this, ToDent recommends high-speed handpieces with three coolant spray jets, which spray the coolant along the entire length of the instrument's cutting surface. The minimum coolant supply is 50 ml/min. Note that burs with lengths in excess of 21 mm and a head exceeding 2 mm in diameter require additional cooling.
7. Avoid using blunt, damaged, bent or nonconcentric diamond instruments. They will adversely affect your preparation work and can damage the handpiece turbine.



Important

To prevent infectious germs from spreading, please carefully dispose of instruments contaminated with blood or saliva.



Hygiene recommendations

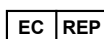
1. All diamond burs must be disinfected and sterilized prior to use.
2. After use diamond instruments must be immediately immersed in a suitable cleaning agent. Use a cleaning agent that contains a corrosion inhibitor. Do not use strong acidic or alkaline disinfectants as these will adversely affect the instruments. If necessary, clean by mechanical means such as with a brass bristled brush ensuring that absolutely no residue is left.
3. ToDent burs may be cleaned ultrasonically and sterilized in an autoclave chemiclave or in hot air.

Diamond grit sizes			
GRIT	ISO NO.	CODE	Micrometer [μm]
Standard	524		105-125
 Coarse	534	C	150
 Fine	514	F	55
 Extra fine	504	P	25

Recommended speeds		
Head diameter in 1/10 mm	Speed range (min -1)	Max speed (min -1)
008-010	75.000-150.000	450.000
012-014	60.000-110.000	450.000
016-018	45.000-88.000	450.000
021-023	40.000-75.000	300.000
025-027	30.000-65.000	160.000
029-031	25.000-56.000	140.000
033-040	22.000-45.000	120.000
042-050	20.000-37.000	95.000
055-065	17.000-32.000	80.000



Crosstech Diamond Tools Co., Ltd.
No. 987, Room 508, Silom Road,
Bangrak, Bangkok 10500, Thailand



Crosstech Diamond Instruments Ltd,
Cavendish House, London N12 8LR
United Kingdom